

PORT AUTHORITY

Port Authority® Extended Size Long Sleeve Easy Care Shirt S608ES



This comfortable wash-and-wear shirt is indispensable for the workday. Wrinkle resistance makes this shirt a cut above the competition so you and your staff can be, too.

- 4.5-ounce, 55/45 cotton/poly
- Button-down collar
- Dyed-to-match buttons
- Left chest pocket
- Box back pleat
- Adjustable cuffs

Note: Model shown reflects sizes XS-6XL.

CARE INSTRUCTIONS

Machine wash warm with like colors. Only non-chlorine bleach when needed. Tumble dry low. Warm iron if necessary.

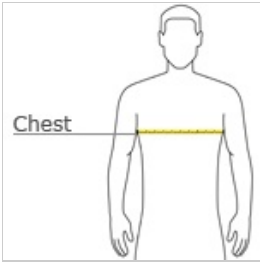


front



back

HOW TO MEASURE



CHEST WIDTH
















Measure under the arm and around the fullest part of the chest with arms down, keeping tape horizontal.

SIZE CHART

	7XL	8XL	9XL	10XL
Chest	64-66	67-69	70-72	73-75
Neck	19 1/2-20 1/4	20 1/4-20 3/4	20 3/4-21 1/4	21 1/4-21 3/4
Arm	41 1/2	41 1/2	41 1/2	41 1/2

COLOR INFORMATION

Please note: PMS code information is shown only when an exact match is available.

										
Black/ Light Stone PMS BLACK C	Burgundy/ Light Stone PMS 7428C	Dark Green/ Navy PMS 5467C	Light Blue/ Light Stone PMS 7451C	Light Pink PMS 196C	Navy/ Light Stone PMS 533C	Purple/ Light Stone PMS 7679C	Red/ Light Stone PMS 187C	Royal/ Classic Navy PMS 7687C	Steel Grey/ Light Stone PMS 7540C	Stone
										
Strong Blue PMS 2133C	Teal Green PMS 7715C	Ultramarine Blue PMS 7455C	White/ Light Stone							